

GS1 Datakart – Log in to Datakart

GS1 India
June'24

GS1 Datakart – Log in to Datakart

GS1 India
June'24



Link to Login to Datakart

- Mail received from datakart@gs1datakart.org
- Sub - GS1 subscription number – 890XXXXXX (ABS Co Ltd)
- Click on Link highlighted below in Red → reset password
- Number mentioned in Mail subject line / starting of documents - this is the User ID

Dear Subscriber,

Welcome to GS1 India!

Congratulations on successful registration and allotment of GS1 barcode numbers (GTINs) to your organization.

Click on <https://gs1datakart.org?q=au/resetpassword> to reset password and then login to the DataKart portal. **User ID** is the number mentioned in the subject line.

On successful log in to the portal, you can assign GTIN / barcode number to each product and download the barcode artwork. Following are the steps to generate GTIN / barcode:

Loginto DK -> Create Brand -> Add product -> Wait for it to be approved -> Published -> generate GTIN / barcode

Please click on links below to access & Download the required documents:

1. [-GS1 Barcode Allotment Letter.pdf](#) <- Click Here to Download
2. [-Receipt.pdf](#) <- Click Here to Download

Link to important resources:

We offer several guidelines and documents on GS1 standards for your reference on our website under the [GS1 Standards & Guidelines](#) section. Key documents include:

- GS1 Barcode Implementation Guide for barcode size, color & placement rules
- GS1 General Specifications

For any Technical support & DataKart query please contact on below given number.

Reset Password

- Insert your User ID – **Number** mentioned in Sub of mail and all documents link
- Click on Submit



Reset Password: DataKart

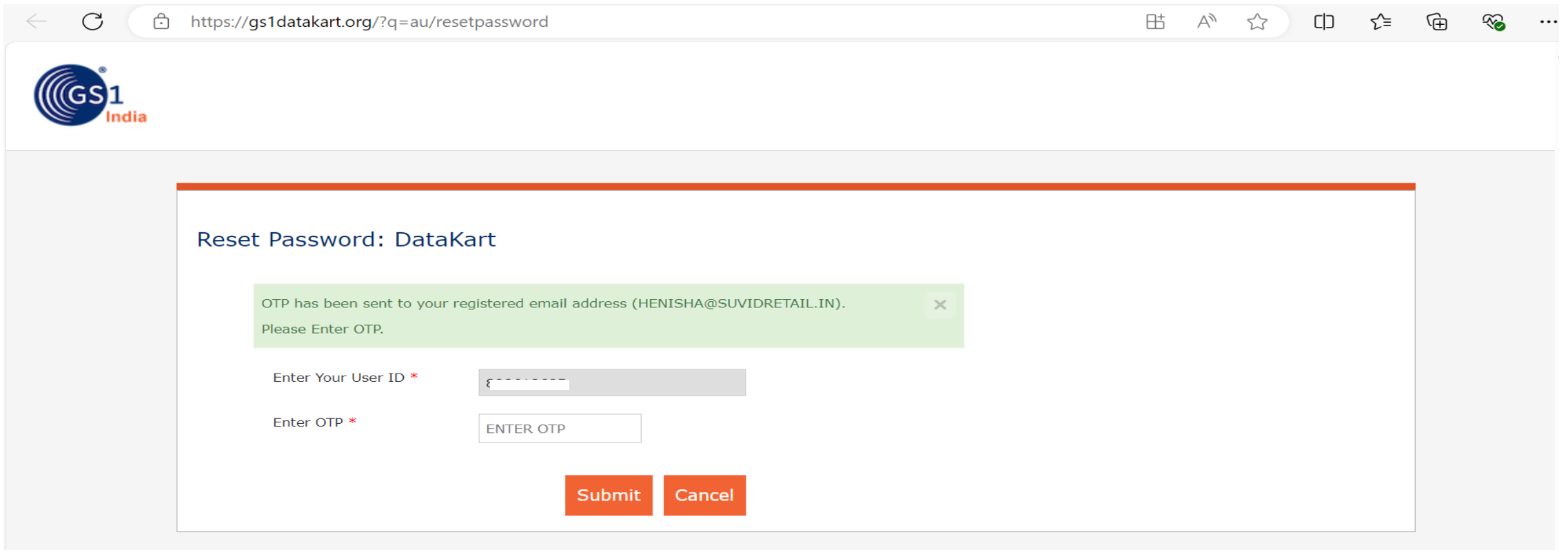
Enter Your User ID *

Submit


Cancel

Complete Login

- *OTP will be sent to the **Primary Email ID** filled in the Registration form*
- *Input the OTP*
- *Click on Submit*



← ↻ <https://gs1datakart.org/?q=au/resetpassword> 🏠 🔊 ☆ 📄 ⌵ 📌 📧 ...



Reset Password: DataKart

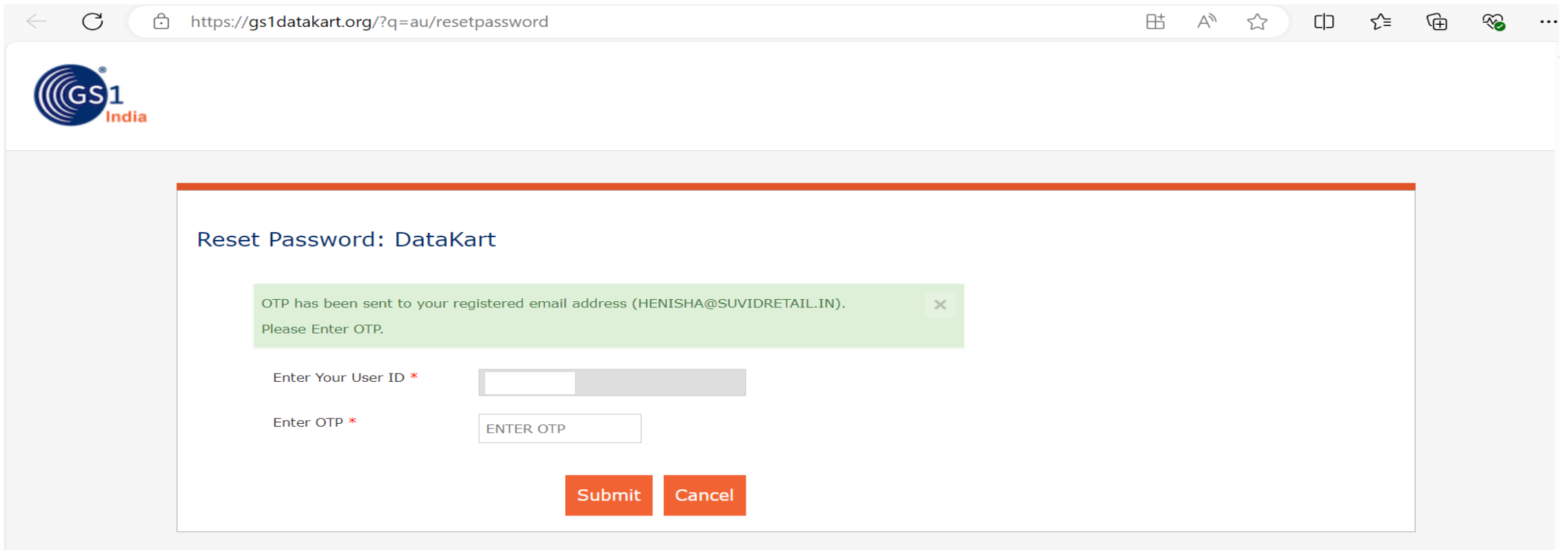
OTP has been sent to your registered email address (HENISHA@SUVIDRETAIL.IN). Please Enter OTP. ✕

Enter Your User ID *


Enter OTP *

Login Successful

- *OTP will be sent to the **Primary Email ID** filled in the Registration form*
- *Input the OTP*
- *Click on Submit*



← ↻ <https://gs1datakart.org/?q=au/resetpassword> 🏠 🔊 ☆ 📄 ⌵ 📌 📧 ⌵ ⋮



Reset Password: DataKart

OTP has been sent to your registered email address (HENISHA@SUVIDRETAIL.IN). Please Enter OTP. ✕

Enter Your User ID *

Enter OTP *